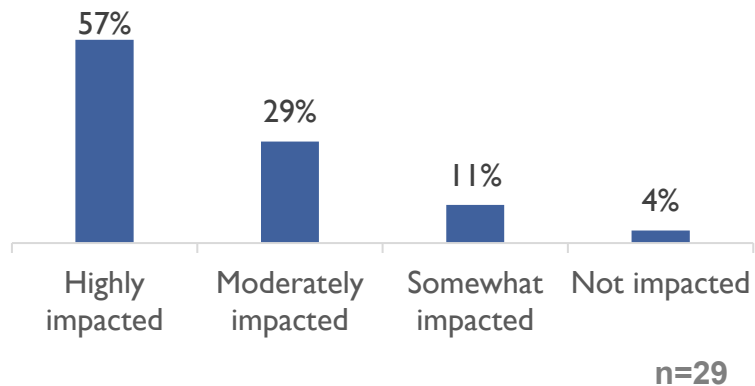


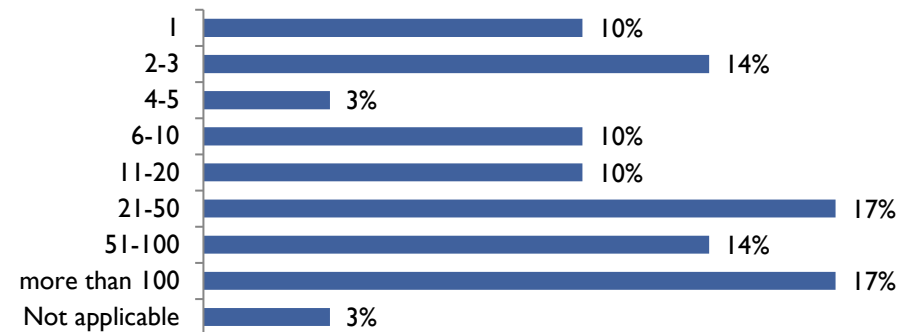


December 2019 Flash Feedback Results: Application & Admissions Cycle in GEM

How much is your work in GEM impacted by a peak application & admissions cycle?

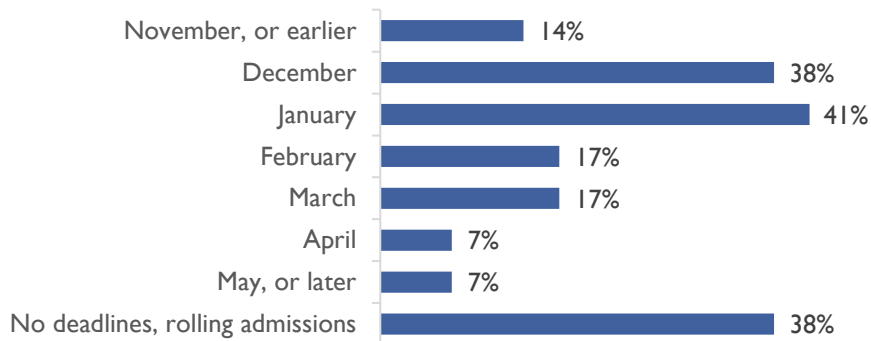


How many programs does your office manage admissions for?

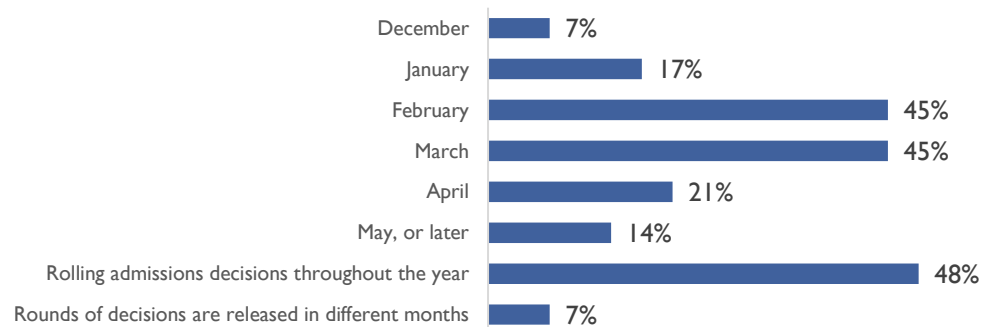


Responses not selected (0%): Uncertain

When do your Fall application deadlines primarily occur?
(Select all that apply)



When primarily are your Fall admission decisions made?
(Select all that apply)



Responses not selected (0%): November or earlier

Uncertain

Not applicable

Other


Other:

- About half of our programs have rolling admission.
- Our Fall deadline for our Masters program is: July 1.
- Our doctoral application deadlines are: August 15 (DMin), and January 1 (PhD).

Responses not selected (0%): Uncertain, Not applicable

Who makes the admissions decisions for your degree program(s)?

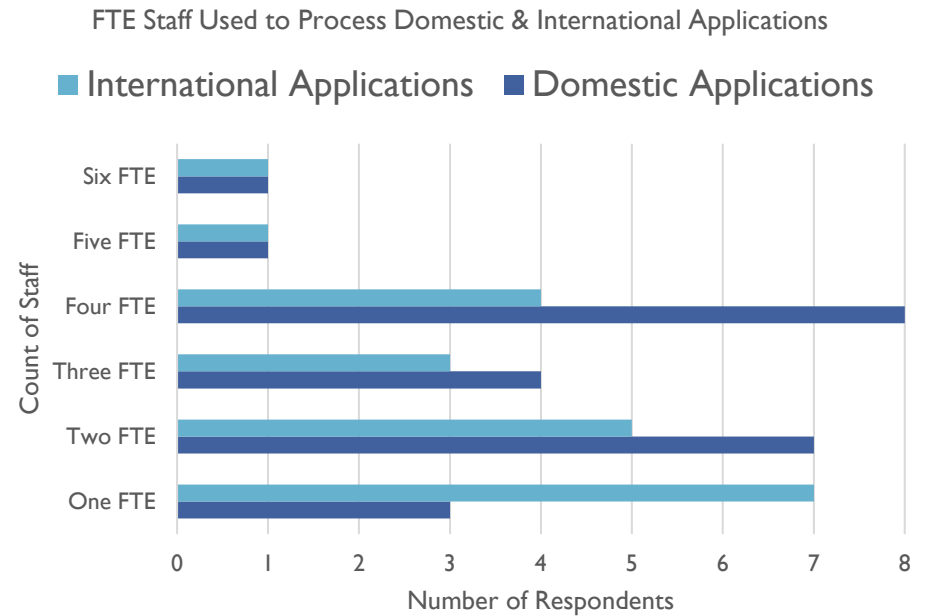
(Select all that apply)



Other:

- Graduate Admissions makes final decision (for all categories shown).
- Admission Associate Director (for Master's program).

How many FTE graduate admissions representatives in your office work with domestic and international applicants?



Other responses:

- There are 3 permanent staff who process both domestic & int. applications.
- We have 5 admissions staff that work with domestic and international applicants.
- 3.25 domestic, 3.25 international.

Please share anything else you would like to say about the Application & Admissions cycle in GEM:

- We are a central support office for 9 academic units, so our 3 FT staff provide support for applicants to any of them, int'l and domestic, but we aren't anyone's actual admissions office in terms.
- We've always released decisions as they are made, but we are considering holding them back and timing the release to coincide with funding offers.