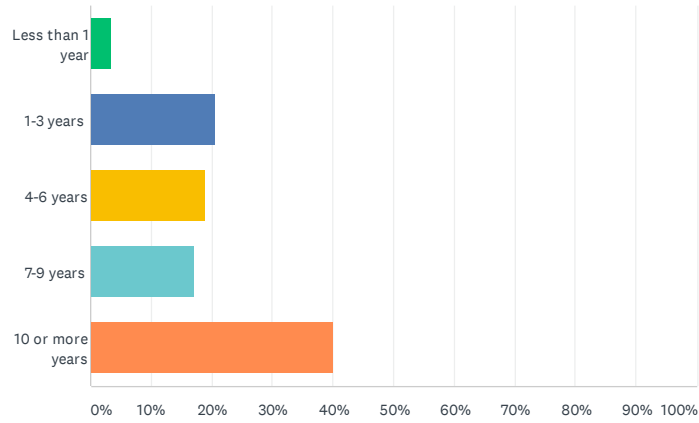


Q1 How many years of experience do you have in graduate enrollment?

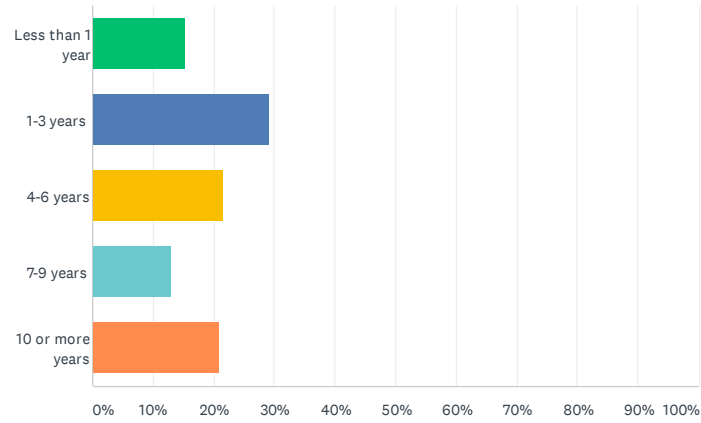
Answered: 175 Skipped: 1



ANSWER CHOICES	RESPONSES	
Less than 1 year	3.43%	6
1-3 years	20.57%	36
4-6 years	18.86%	33
7-9 years	17.14%	30
10 or more years	40.00%	70
TOTAL		175

Q2 How many years have you been a member of NAGAP?

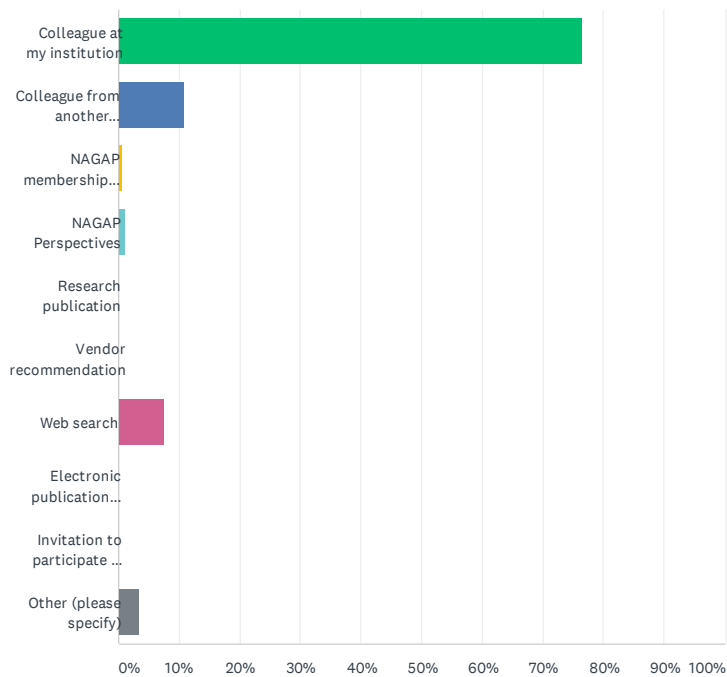
Answered: 176 Skipped: 0



ANSWER CHOICES	RESPONSES	
Less than 1 year	15.34%	27
1-3 years	28.98%	51
4-6 years	21.59%	38
7-9 years	13.07%	23
10 or more years	21.02%	37
TOTAL		176

Q3 Where did you first hear about NAGAP?

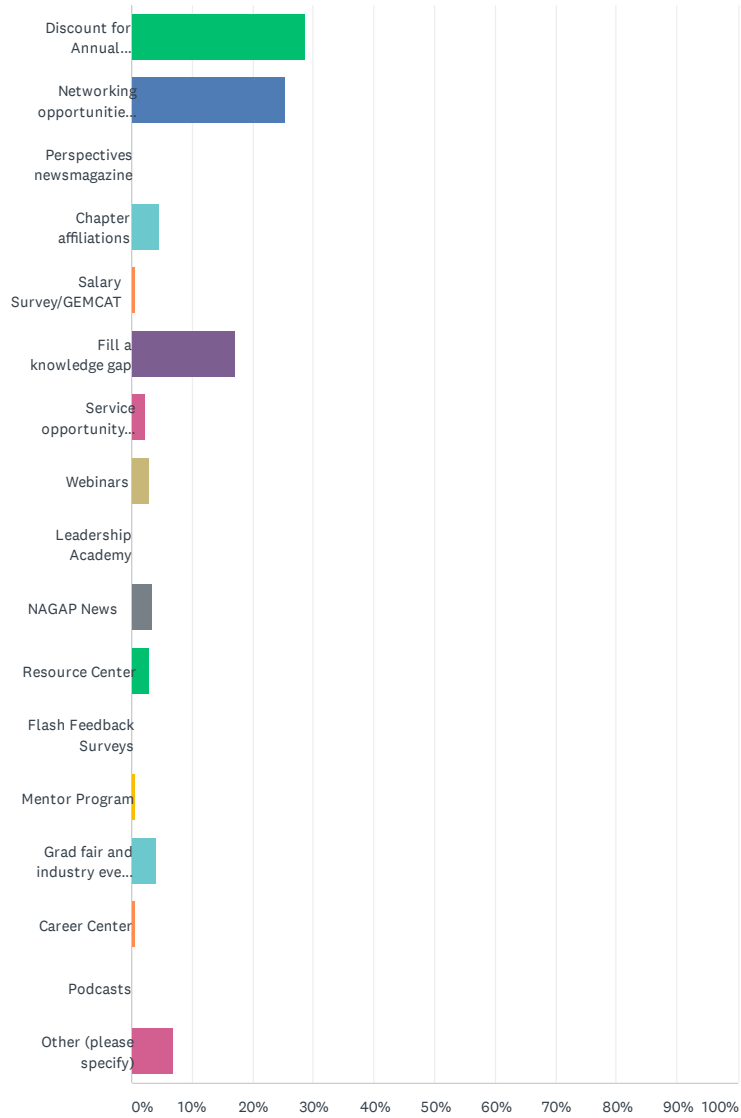
Answered: 175 Skipped: 1



ANSWER CHOICES	RESPONSES	
Colleague at my institution	76.57%	134
Colleague from another institution	10.86%	19
NAGAP membership brochure	0.57%	1
NAGAP Perspectives	1.14%	2
Research publication	0.00%	0
Vendor recommendation	0.00%	0
Web search	7.43%	13
Electronic publication shared by colleague	0.00%	0
Invitation to participate in a survey or grant program	0.00%	0
Other (please specify)	3.43%	6
TOTAL		175

Q4 Of the following, what is your primary reason for maintaining your NAGAP membership?

Answered: 174 Skipped: 2

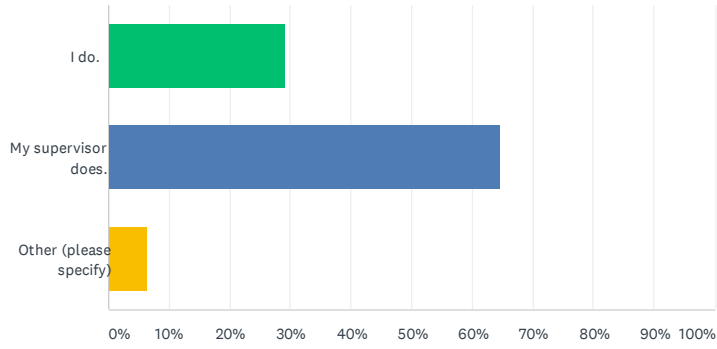


2020 NAGAP Needs Assessment

ANSWER CHOICES	RESPONSES	
Discount for Annual Conference/GEM Summit or Professional Development Institute (PDI)	28.74%	50
Networking opportunities/Membership Directory	25.29%	44
Perspectives newsmagazine	0.00%	0
Chapter affiliations	4.60%	8
Salary Survey/GEMCAT	0.57%	1
Fill a knowledge gap	17.24%	30
Service opportunity (committee/volunteer/board involvement)	2.30%	4
Webinars	2.87%	5
Leadership Academy	0.00%	0
NAGAP News	3.45%	6
Resource Center	2.87%	5
Flash Feedback Surveys	0.00%	0
Mentor Program	0.57%	1
Grad fair and industry events calendar	4.02%	7
Career Center	0.57%	1
Podcasts	0.00%	0
Other (please specify)	6.90%	12
TOTAL		174

Q5 Who approves whether you can join a professional organization like NAGAP?

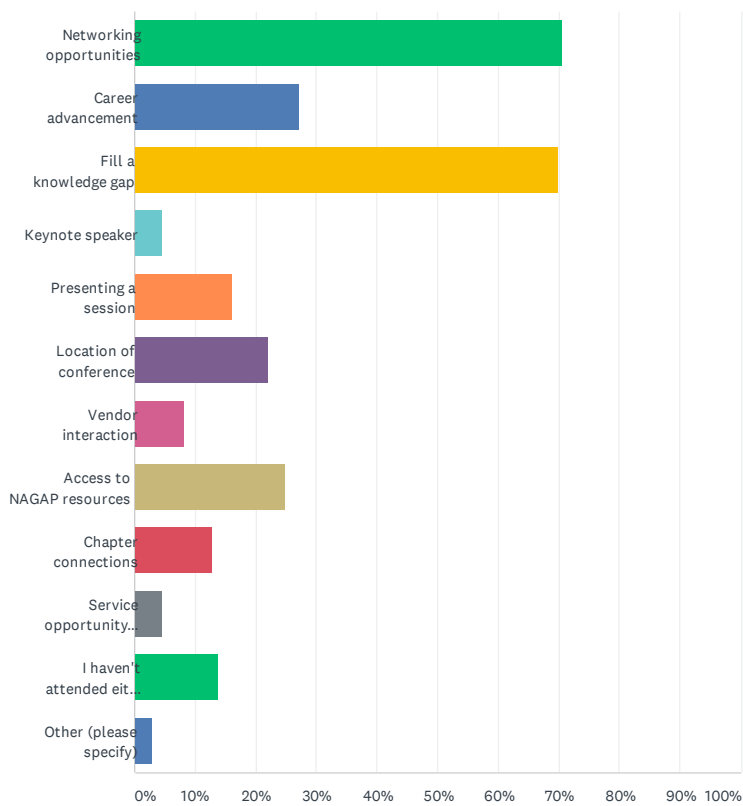
Answered: 175 Skipped: 1



ANSWER CHOICES	RESPONSES	
I do.	29.14%	51
My supervisor does.	64.57%	113
Other (please specify)	6.29%	11
TOTAL		175

Q6 What are your top 3 reasons for attending the NAGAP Annual Conference (GEM Summit) and/or a Professional Development Institute (PDI)? Only choose your top 3.

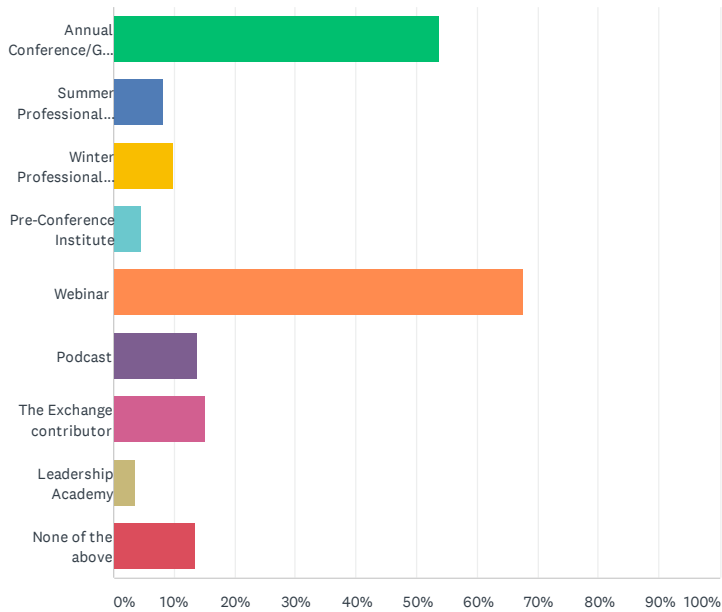
Answered: 173 Skipped: 3



ANSWER CHOICES	RESPONSES	
Networking opportunities	70.52%	122
Career advancement	27.17%	47
Fill a knowledge gap	69.94%	121
Keynote speaker	4.62%	8
Presenting a session	16.18%	28
Location of conference	21.97%	38
Vendor interaction	8.09%	14
Access to NAGAP resources	24.86%	43
Chapter connections	12.72%	22
Service opportunity (committee/volunteer/board involvement)	4.62%	8
I haven't attended either event.	13.87%	24
Other (please specify)	2.89%	5
Total Respondents: 173		

Q7 In the past 15 months, which of the following NAGAP events have you attended?

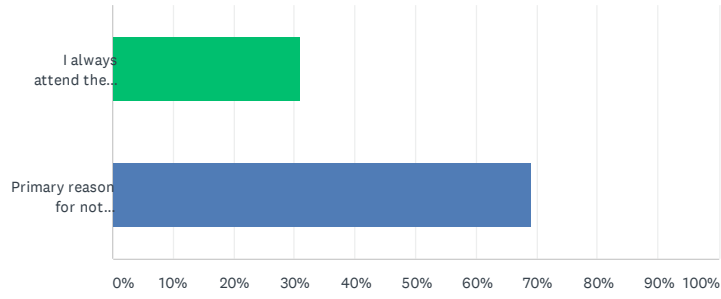
Answered: 173 Skipped: 3



ANSWER CHOICES	RESPONSES	
Annual Conference/GEM Summit	53.76%	93
Summer Professional Development Institute	8.09%	14
Winter Professional Development Institute	9.83%	17
Pre-Conference Institute	4.62%	8
Webinar	67.63%	117
Podcast	13.87%	24
The Exchange contributor	15.03%	26
Leadership Academy	3.47%	6
None of the above	13.29%	23
Total Respondents: 173		

Q8 If you don't attend the NAGAP Annual Conference/GEM Summit in a given year, what is the primary reason?

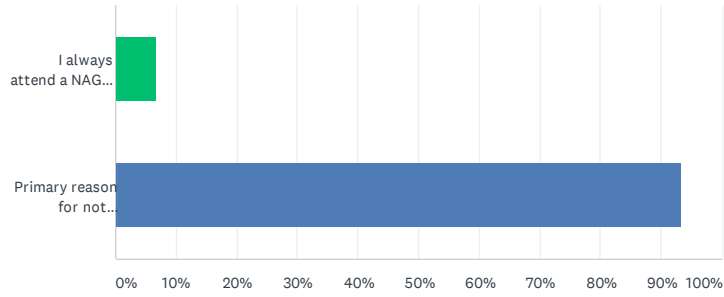
Answered: 165 Skipped: 11



ANSWER CHOICES	RESPONSES	
I always attend the NAGAP Annual Conference [with the exception of 2020].	30.91%	51
Primary reason for not attending.	69.09%	114
TOTAL		165

Q9 If you don't attend a NAGAP Professional Development Institute in a given year, what is the primary reason?

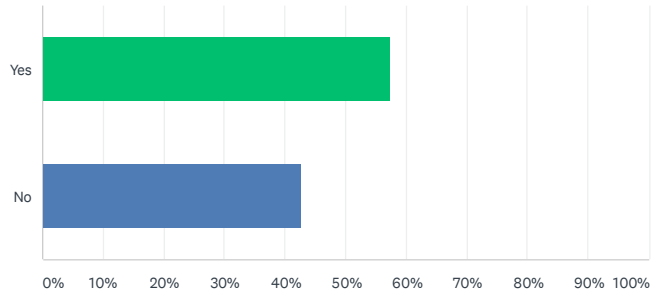
Answered: 165 Skipped: 11



ANSWER CHOICES	RESPONSES	
I always attend a NAGAP Professional Development Institute.	6.67%	11
Primary reason for not attending:	93.33%	154
TOTAL		165

Q10 Have you ever participated in a NAGAP chapter event?

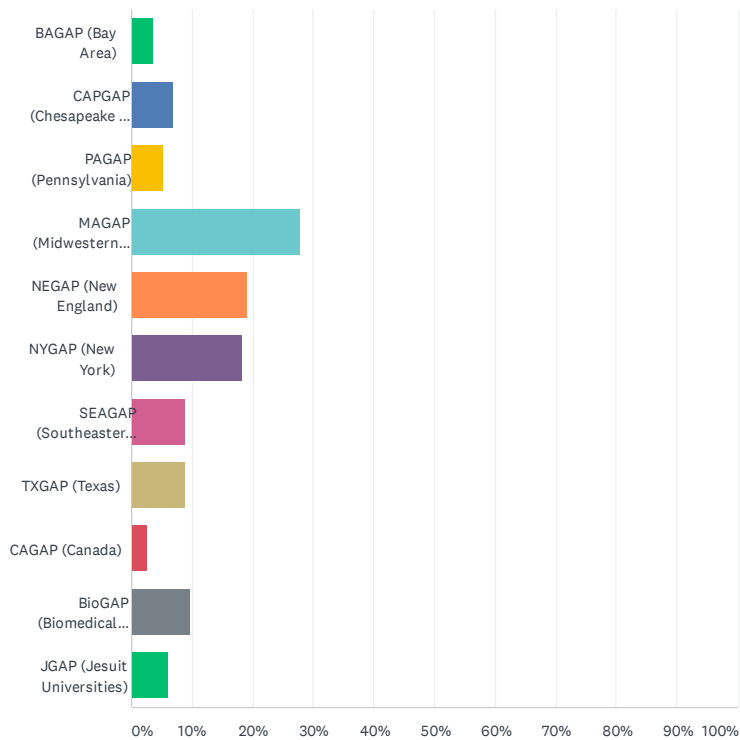
Answered: 173 Skipped: 3



ANSWER CHOICES	RESPONSES	
Yes	57.23%	99
No	42.77%	74
TOTAL		173

Q11 If yes, please indicate which chapter(s).

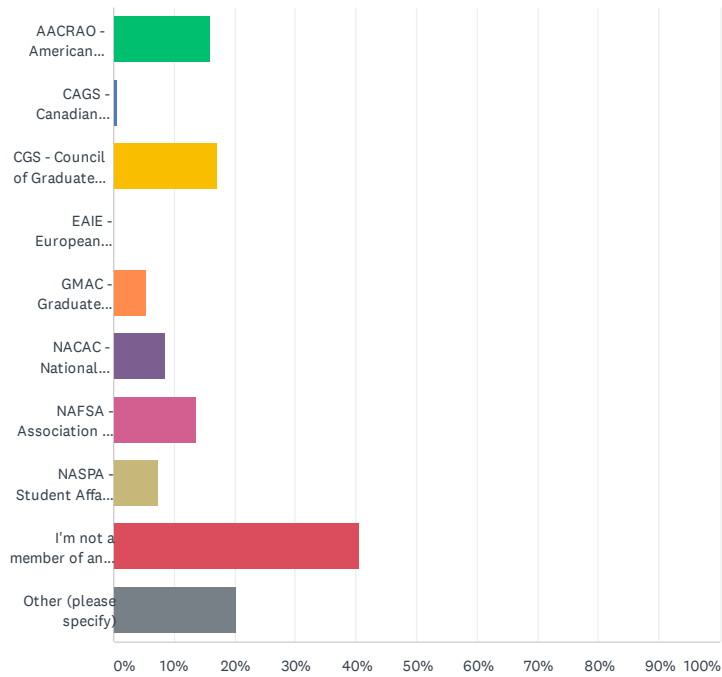
Answered: 115 Skipped: 61



ANSWER CHOICES	RESPONSES
BAGAP (Bay Area)	3.48% 4
CAPGAP (Chesapeake and Potomac Area)	6.96% 8
PAGAP (Pennsylvania)	5.22% 6
MAGAP (Midwestern Region)	27.83% 32
NEGAP (New England)	19.13% 22
NYGAP (New York)	18.26% 21
SEAGAP (Southeastern Region)	8.70% 10
TXGAP (Texas)	8.70% 10
CAGAP (Canada)	2.61% 3
BioGAP (Biomedical Research Programs)	9.57% 11
JGAP (Jesuit Universities)	6.09% 7
Total Respondents: 115	

Q13 To what other professional associations do you belong?

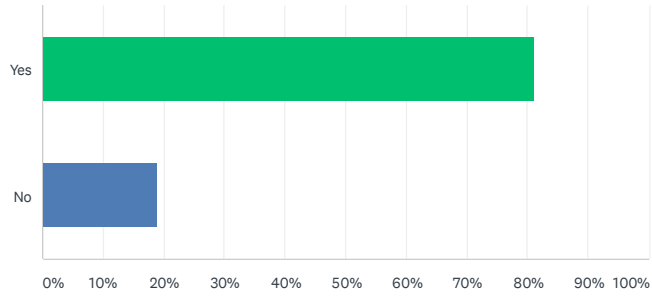
Answered: 163 Skipped: 13



ANSWER CHOICES	RESPONSES	
AACRAO - American Association of Collegiate Registrars and Admissions Officers	15.95%	26
CAGS - Canadian Association for Graduate Studies	0.61%	1
CGS - Council of Graduate Schools	17.18%	28
EAIE - European Association of International Education	0.00%	0
GMAC - Graduate Management Admissions Council	5.52%	9
NACAC - National Association for College Admission Counseling	8.59%	14
NAFSA - Association of International Educators	13.50%	22
NASPA - Student Affairs Administrators in Higher Education	7.36%	12
I'm not a member of any other professional associations.	40.49%	66
Other (please specify)	20.25%	33
Total Respondents: 163		

Q14 Do you consider NAGAP to be a primary source for your educational and professional development needs?

Answered: 170 Skipped: 6

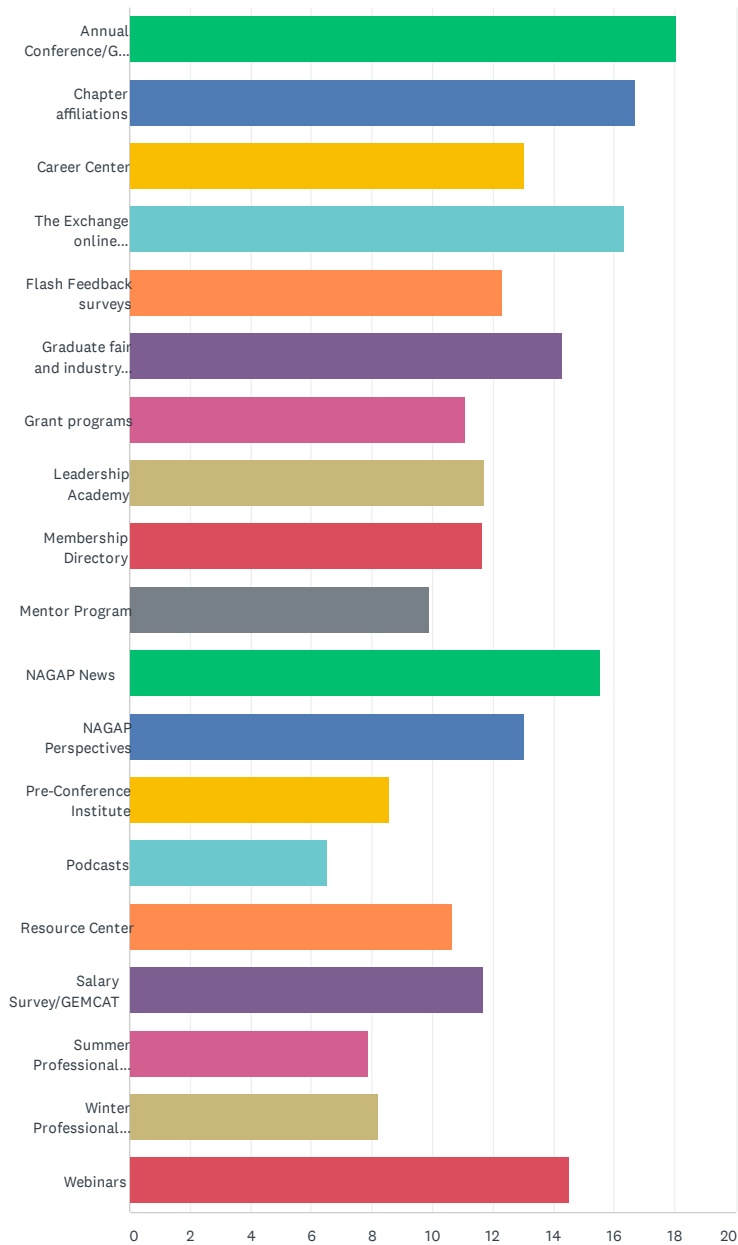


ANSWER CHOICES	RESPONSES	
Yes	81.18%	138
No	18.82%	32
TOTAL		170

2020 NAGAP Needs Assessment

Q16 Of the products and services currently offered to NAGAP members, which ones do you value MOST? Rank only your top 4, 1 being most important.

Answered: 164 Skipped: 12

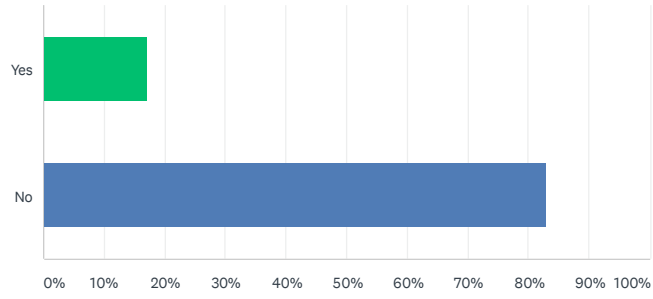


2020 NAGAP Needs Assessment

	1	2	3	4	5	6	7	8	9	10	11	12	13	14
Annual Conference/GEM Summit	64.86% 96	17.57% 26	7.43% 11	4.73% 7	1.35% 2	0.00% 0	0.00% 0	0.68% 1	0.68% 1	1.35% 2	0.00% 0	0.00% 0	0.00% 0	0
Chapter affiliations	17.78% 16	41.11% 37	12.22% 11	12.22% 11	6.67% 6	2.22% 2	1.11% 1	0.00% 0	1.11% 1	0.00% 0	1.11% 1	1.11% 1	0.00% 0	1
Career Center	5.13% 2	2.56% 1	5.13% 2	12.82% 5	15.38% 6	20.51% 8	12.82% 5	5.13% 2	2.56% 1	2.56% 1	0.00% 0	2.56% 1	0.00% 0	2
The Exchange online networking	15.12% 13	19.77% 17	26.74% 23	16.28% 14	4.65% 4	4.65% 4	2.33% 2	4.65% 4	2.33% 2	1.16% 1	1.16% 1	0.00% 0	0.00% 0	0
Flash Feedback surveys	0.00% 0	2.70% 1	16.22% 6	5.41% 2	2.70% 1	8.11% 3	21.62% 8	10.81% 4	10.81% 4	2.70% 1	5.41% 2	5.41% 2	0.00% 0	0
Graduate fair and industry events calendar	13.11% 8	8.20% 5	14.75% 9	22.95% 14	4.92% 3	4.92% 3	3.28% 2	4.92% 3	4.92% 3	4.92% 3	1.64% 1	1.64% 1	3.28% 2	0
Grant programs	0.00% 0	2.70% 1	5.41% 2	5.41% 2	10.81% 4	2.70% 1	18.92% 7	8.11% 3	10.81% 4	2.70% 1	8.11% 3	8.11% 3	2.70% 1	2
Leadership Academy	2.38% 1	9.52% 4	7.14% 3	7.14% 3	0.00% 0	2.38% 1	2.38% 1	16.67% 7	9.52% 4	14.29% 6	7.14% 3	4.76% 2	9.52% 4	4
Membership Directory	2.22% 1	6.67% 3	15.56% 7	2.22% 1	2.22% 1	4.44% 2	4.44% 2	2.22% 1	15.56% 7	11.11% 5	8.89% 4	6.67% 3	11.11% 5	2
Mentor Program	2.56% 1	5.13% 2	5.13% 2	0.00% 0	2.56% 1	7.69% 3	0.00% 0	5.13% 2	2.56% 1	20.51% 8	15.38% 6	10.26% 4	2.56% 1	5
NAGAP News	6.02% 5	22.89% 19	21.69% 18	26.51% 22	3.61% 3	1.20% 1	1.20% 1	0.00% 0	1.20% 1	1.20% 1	8.43% 7	3.61% 3	2.41% 2	0
NAGAP Perspectives	1.52% 1	15.15% 10	21.21% 14	18.18% 12	1.52% 1	1.52% 1	0.00% 0	4.55% 3	0.00% 0	0.00% 0	4.55% 3	12.12% 8	6.06% 4	7
Pre-Conference Institute	0.00% 0	5.13% 2	10.26% 4	2.56% 1	0.00% 0	2.56% 1	0.00% 0	0.00% 0	0.00% 0	10.26% 4	0.00% 0	5.13% 2	25.64% 10	15
Podcasts	0.00% 0	2.56% 1	2.56% 1	5.13% 2	0.00% 0	2.56% 1	0.00% 0	2.56% 1	2.56% 1	0.00% 0	0.00% 0	2.56% 1	2.56% 1	23
Resource Center	6.00% 3	6.00% 3	6.00% 3	22.00% 11	4.00% 2	0.00% 0	2.00% 1	4.00% 2	2.00% 1	0.00% 0	0.00% 0	4.00% 2	2.00% 1	6
Salary Survey/GEMCAT	1.79% 1	5.36% 3	14.29% 8	30.36% 17	3.57% 2	1.79% 1	1.79% 1	0.00% 0	3.57% 2	1.79% 1	1.79% 1	0.00% 0	0.00% 0	3
Summer Professional Development Institute	4.26% 2	6.38% 3	10.64% 5	4.26% 2	0.00% 0	4.26% 2	2.13% 1	2.13% 1	2.13% 1	0.00% 0	2.13% 1	0.00% 0	0.00% 0	2
Winter Professional Development Institute	6.12% 3	8.16% 4	10.20% 5	8.16% 4	2.04% 1	0.00% 0	4.08% 2	0.00% 0	0.00% 0	2.04% 1	0.00% 0	0.00% 0	4.08% 2	0
Webinars	9.62% 10	18.27% 19	25.00% 26	25.00% 26	0.96% 1	2.88% 3	0.00% 0	0.96% 1	0.96% 1	0.00% 0	0.96% 1	0.96% 1	0.96% 1	0

Q17 Are there products or services not offered by NAGAP that are provided by the other associations to which you belong?

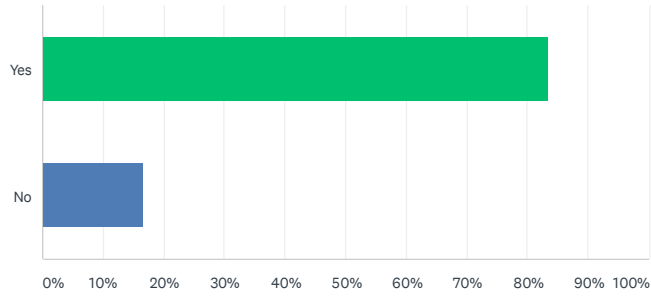
Answered: 164 Skipped: 12



ANSWER CHOICES	RESPONSES	
Yes	17.07%	28
No	82.93%	136
TOTAL		164

Q19 Do NAGAP's educational and professional development offerings meet the majority of your needs?

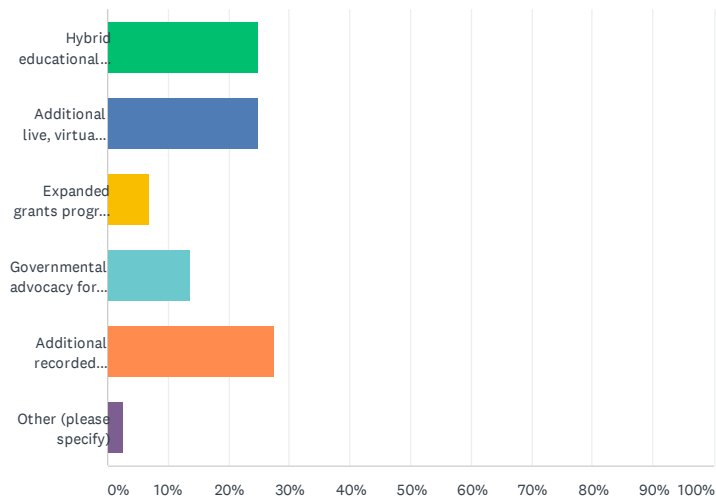
Answered: 158 Skipped: 18



ANSWER CHOICES	RESPONSES	
Yes	83.54%	132
No	16.46%	26
TOTAL		158

Q21 If NAGAP had the resources to offer one new initiative or member benefit, which of the following would be your priority?

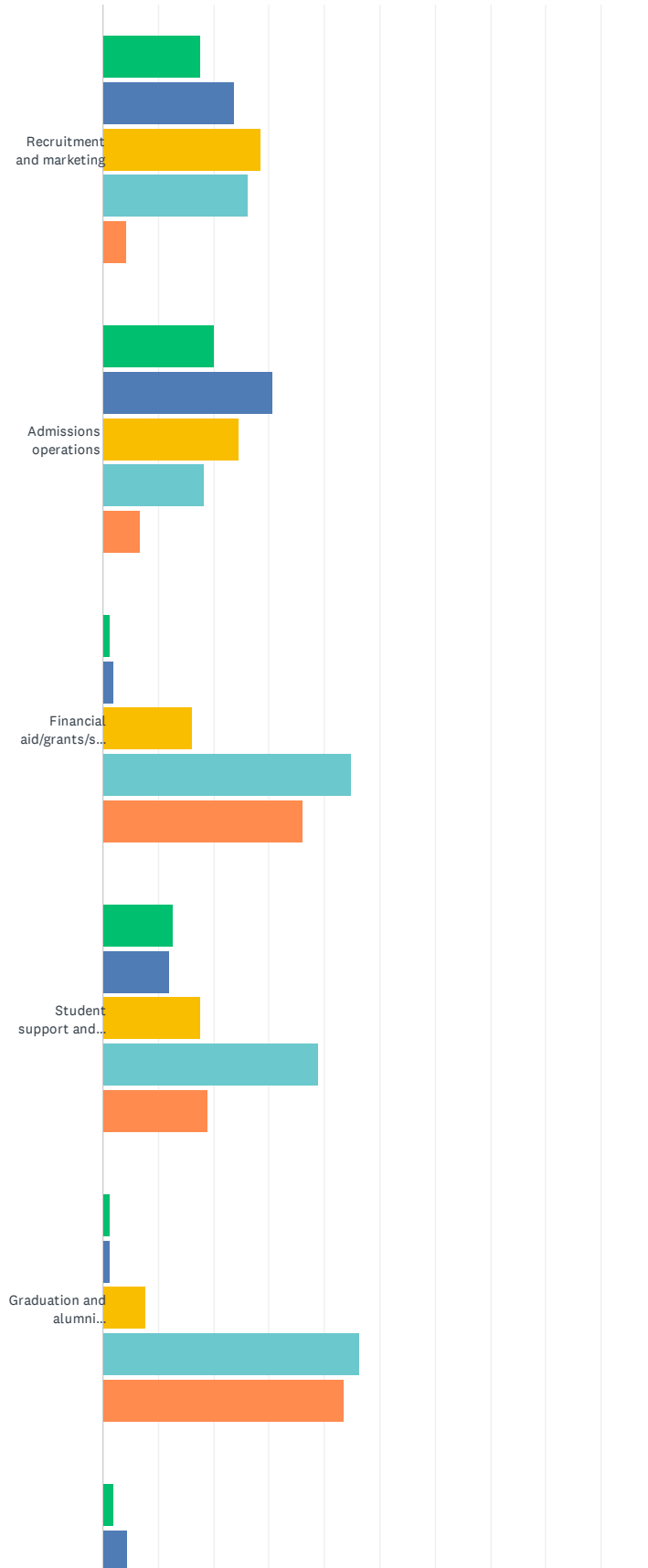
Answered: 161 Skipped: 15



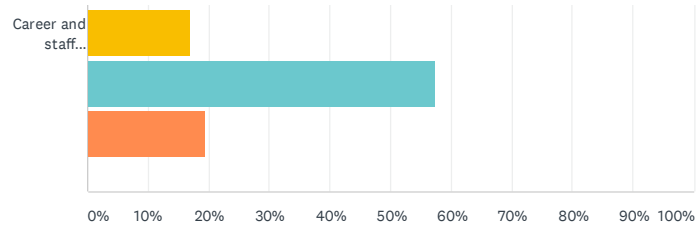
ANSWER CHOICES	RESPONSES	
Hybrid educational events (face-to-face and virtual)	24.84%	40
Additional live, virtual professional development events (i.e. webinars)	24.84%	40
Expanded grants program to support GEM research	6.83%	11
Governmental advocacy for graduate education	13.66%	22
Additional recorded professional development events (i.e. courses)	27.33%	44
Other (please specify)	2.48%	4
TOTAL		161

Q23 Please indicate how much time you spend working in each of the following functional areas?

Answered: 165 Skipped: 11



2020 NAGAP Needs Assessment

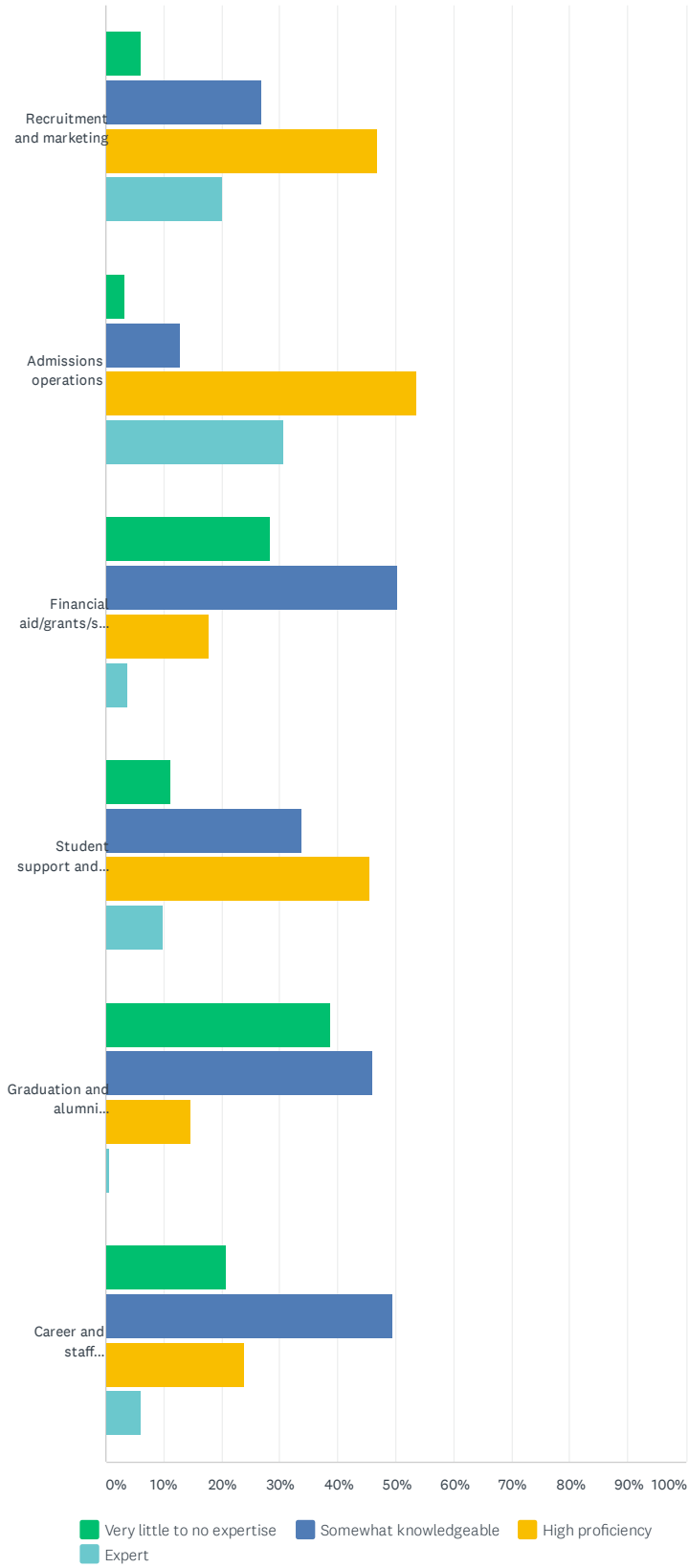


■ 75% or more of my time
 ■ 50% to 75% of my time
 ■ 25% to 50% of my time
■ Less than 25% of my time
 ■ None of my time

	75% OR MORE OF MY TIME	50% TO 75% OF MY TIME	25% TO 50% OF MY TIME	LESS THAN 25% OF MY TIME	NONE OF MY TIME	TOTAL
Recruitment and marketing	17.58% 29	23.64% 39	28.48% 47	26.06% 43	4.24% 7	165
Admissions operations	20.12% 33	30.49% 50	24.39% 40	18.29% 30	6.71% 11	164
Financial aid/grants/scholarships	1.28% 2	1.92% 3	16.03% 25	44.87% 70	35.90% 56	156
Student support and services	12.58% 20	11.95% 19	17.61% 28	38.99% 62	18.87% 30	159
Graduation and alumni relations	1.28% 2	1.28% 2	7.69% 12	46.15% 72	43.59% 68	156
Career and staff development	1.89% 3	4.40% 7	16.98% 27	57.23% 91	19.50% 31	159

Q24 Rate your expertise in each of the functional areas.

Answered: 164 Skipped: 12

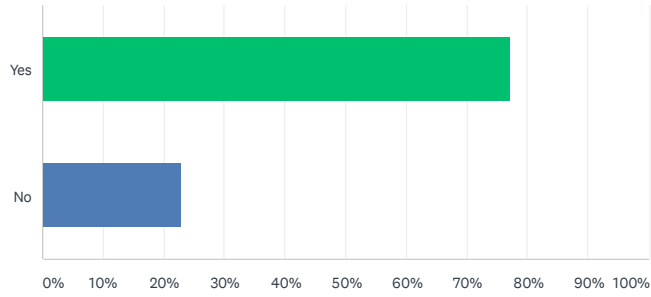


2020 NAGAP Needs Assessment

	VERY LITTLE TO NO EXPERTISE	SOMEWHAT KNOWLEDGEABLE	HIGH PROFICIENCY	EXPERT	TOTAL
Recruitment and marketing	6.10% 10	26.83% 44	46.95% 77	20.12% 33	164
Admissions operations	3.05% 5	12.80% 21	53.66% 88	30.49% 50	164
Financial aid/grants/scholarships	28.22% 46	50.31% 82	17.79% 29	3.68% 6	163
Student support and services	11.04% 18	33.74% 55	45.40% 74	9.82% 16	163
Graduation and alumni relations	38.65% 63	46.01% 75	14.72% 24	0.61% 1	163
Career and staff development	20.73% 34	49.39% 81	23.78% 39	6.10% 10	164

Q25 Does NAGAP provide sufficient professional development opportunities to meet your needs in the functional areas identified above?

Answered: 162 Skipped: 14



ANSWER CHOICES	RESPONSES	
Yes	77.16%	125
No	22.84%	37
TOTAL		162